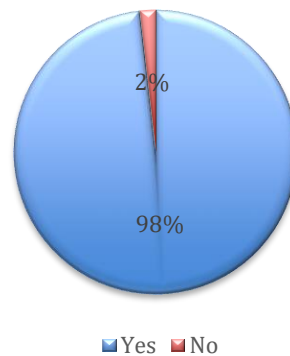


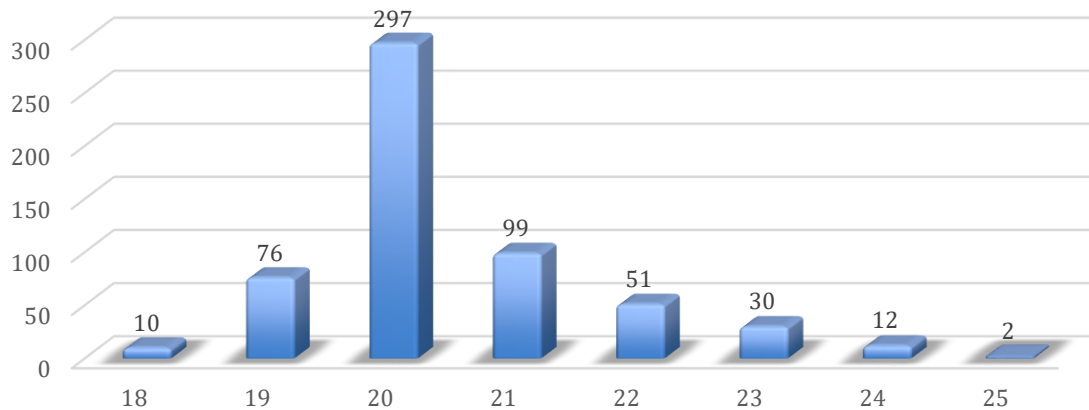
## Student Satisfaction Survey 2023-24

A student satisfaction survey was conducted for all students of the college with the express purpose of improving the services the college renders. Survey forms were sent to all student groups through whatsapp, their responses recorded and plotted on pie charts. These were the findings:

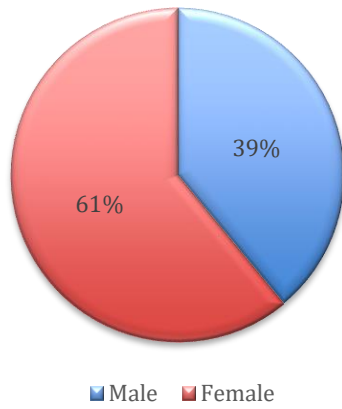
### A) Is it the first time you are taking this survey in 2023-24 577 responses



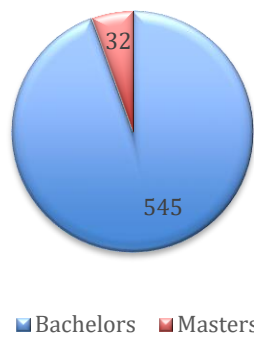
### B) Age 577 responses



**D) Gender**  
**577 responses**

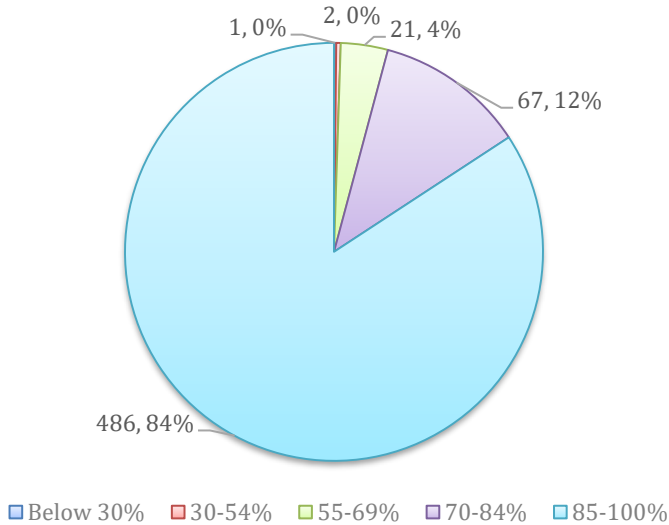


**E) what degree programme are you pursuing**  
**577 responses**



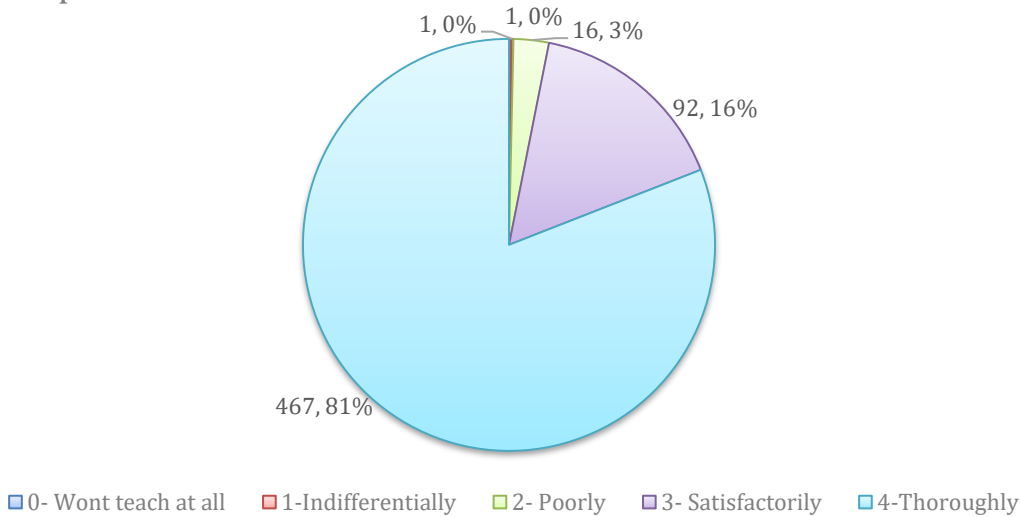
1) How much of the syllabus was covered in class?

577 responses

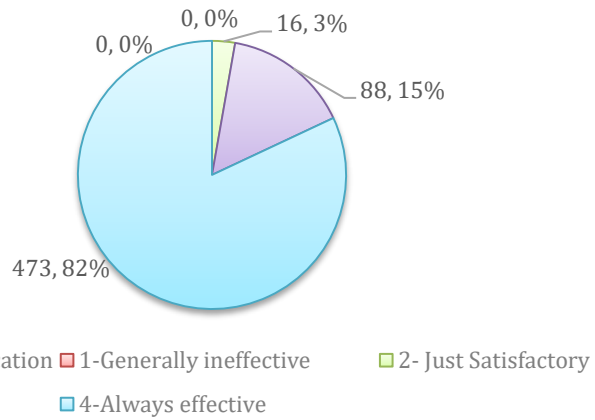


2) How well did the teachers prepare for the classes?

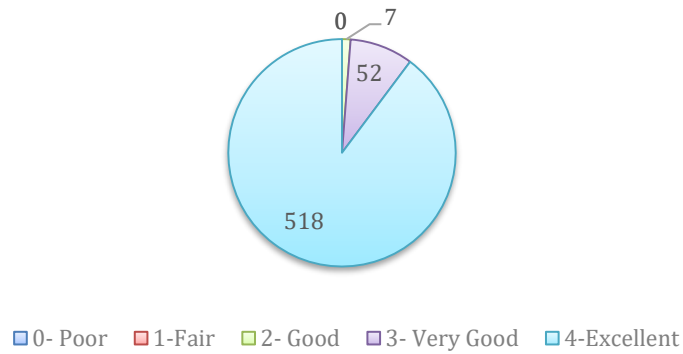
577 responses



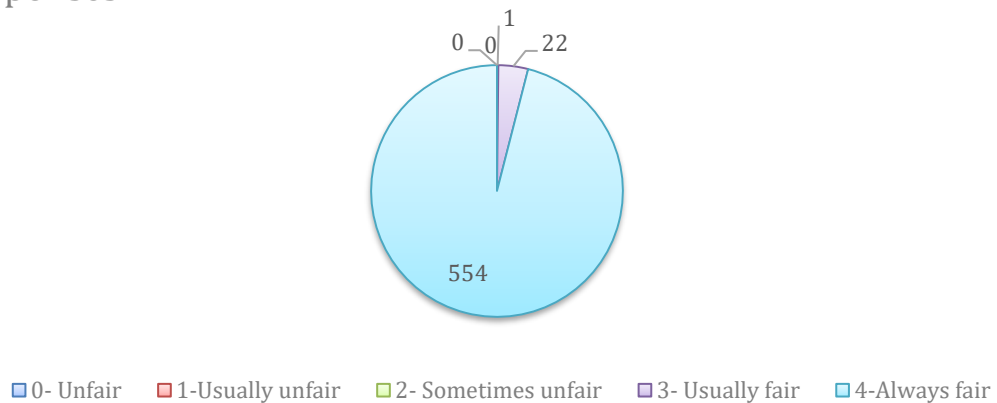
3) How well were the teachers able to communicate?  
577 responses



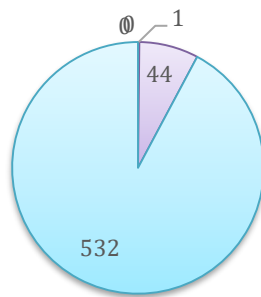
4) The teacher's approach to teaching can be best described as?  
577 responses



5) Fairness of the internal evaluation by the teachers  
577 responses

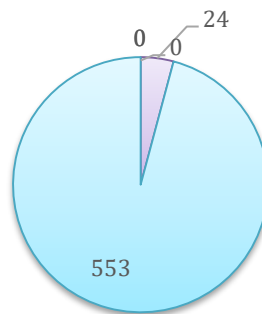


6) Was your performance in assignments discussed with you?  
577 responses



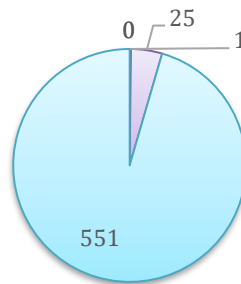
0- Never 1-Rarely 2- Occasionally/Sometimes 3- Usually 4-Everytime

7) The Institute takes an active interest in promoting  
internships, student exchange, field visit opportunities for  
students.  
577 responses



0- Never 1-Rarely 2- Sometimes 3- Often 4-Regularly

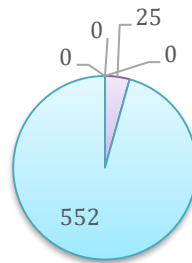
8) The teaching and mentoring process in your institution  
facilitates you in your intellectual, social and emotional  
growth?  
577 responses



0- Not at all 1-Marginally 2- Moderately 3- Very well 4-Significantly

9) The Institute provides multiple opportunities to learn and grow

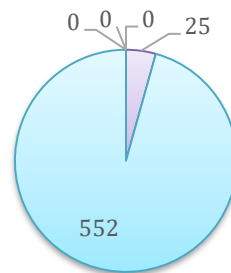
577 responses



0- Strongly disagree 1-Disagree 2- Neutral 3- Agree 4-Strongly Agree

10) Teachers give awareness about course outcomes and programme outcomes

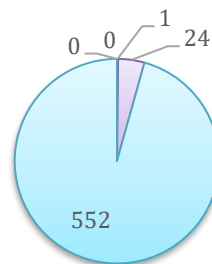
577 responses



0- Never 1-Rarely 2- Occasionally/Sometimes 3- Usually 4-Everytime

11) Teachers illustrate the concepts through examples and applications

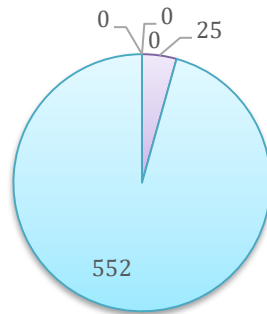
577 responses



0- Never 1-Rarely 2- Occasionally/Sometimes 3- Usually 4-Everytime

12) The teacher identifies your strengths and encourages you to face challenges

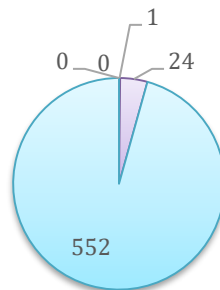
577 responses



0-Unable to 1-Slightly 2-Partially 3-Reasonably 4-Fully

13) Teachers are able to identify your weakness and help you to overcome them

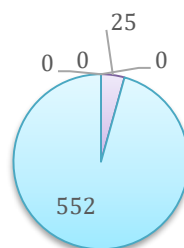
577 responses



0- Never 1-Rarely 2- Occasionally/Sometimes 3- Usually 4-Everytime

14) The institute makes effort in the monitoring, review and continuous quality improvement of the teaching-learning process

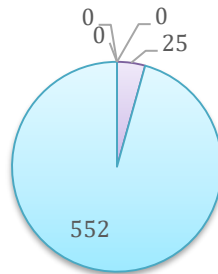
577 responses



0- Strongly disagree 1-Disagree 2- Neutral 3- Agree 4-Strongly Agree

15) Teachers encourage you to participate in extracurricular activities

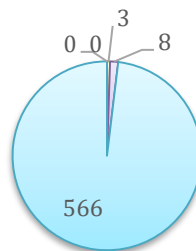
577 responses



0- Strongly disagree 1-Disagree 2- Neutral 3- Agree 4-Strongly Agree

16) Efforts are made by the institute/teachers to inculcate soft skills, life skills and employability skills

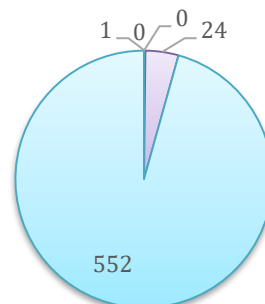
577 responses



0- Not at all 1-Very little 2- Somewhat 3- Moderate 4-To a great extent

17) What percentage of teachers use ICT tools such as LCD projector, Multimedia etc while teaching?

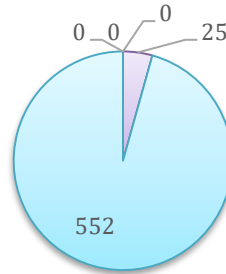
577 responses



0- Above 29% 1-30-49% 2-50-69% 3- 70-89% 4-Above 90%

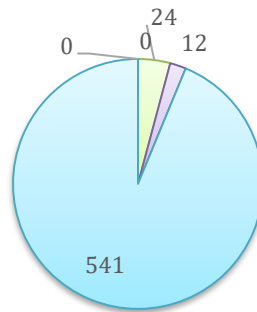


18) Infrastructure facility for sport and cultural activity in your institution is  
577 responses



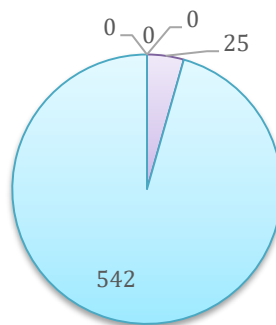
■ Poor ■ Satisfactory ■ Good ■ Very good ■ Excellent

19) The overall quality of the institution's library facility  
577 responses



■ Poor ■ Satisfactory ■ Good ■ Very good ■ Excellent

20) The overall quality of teaching-learning process in your institute is very good  
577 responses



■ 0- Strongly disagree ■ 1-Disagree ■ 2- Neutral ■ 3- Agree ■ 4-Strongly Agree